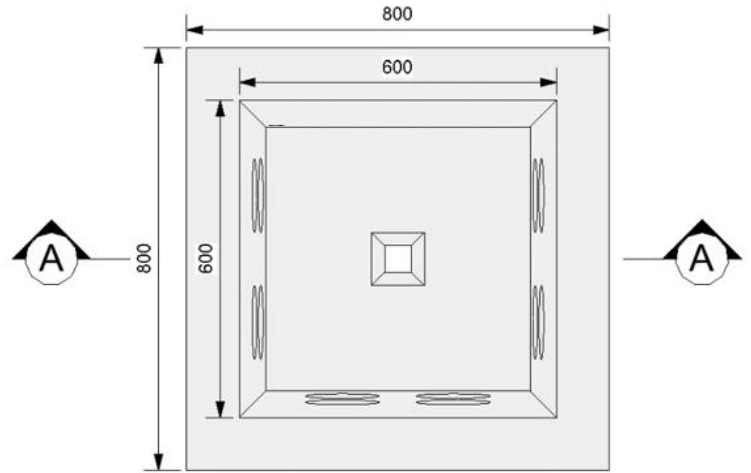
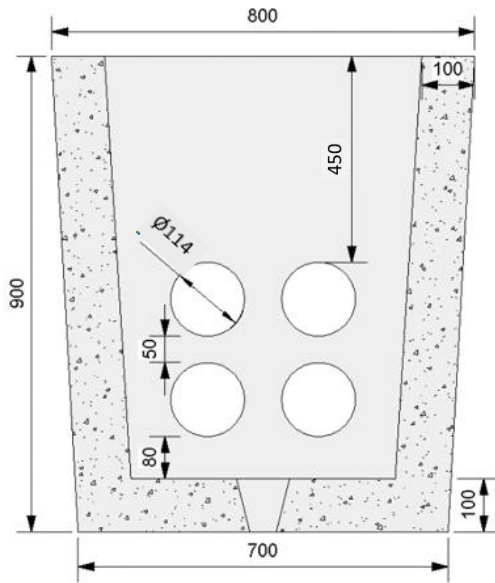





**CREATIVE CONCRETE**  
Innovation in concrete since 1999



CONFIDENCE IN CONCRETE™



TECHNICAL DATA	
Mechanical Resistance	Vertical Strength 400kN
Approx Weight	615KG
Opening Size	(LN x WN) 600mm, 600mm Square
Watertightness	No Leakage of joint or unit at 30kPa
Durability	Adequate for normal serviceability conditions

FEATURES	
Integrated Duct Openings	✓
Manufactured to the highest standards.	✓
Steel Reinforced	✓
Integrated Steps	
Compatible with Universal Riser	✓
REV-05	

All Products are manufactured in compliance with EN 1917:2002&AC:2008 Concrete Manholes and Inspection Chambers Un-Reinforced, Steel, Fibre, And Reinforced. Profiles, sizes, weights are given as an indication only. The manufacturer reserves the right to modify these at any time without notice.

Concrete Chambers Ireland Ltd T/A Creative Concrete

