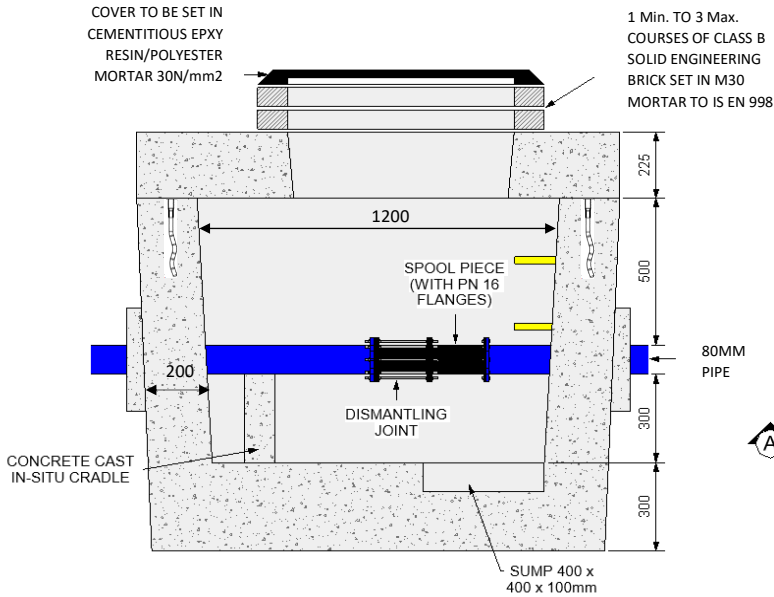
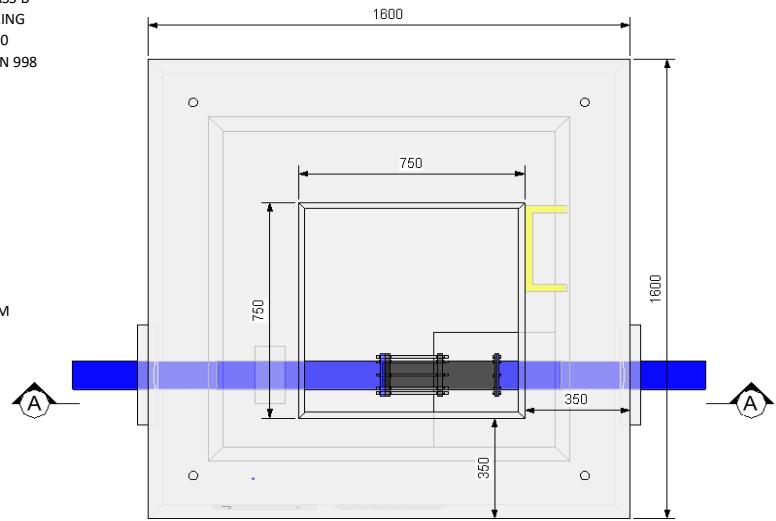


### BWM 80mm




**SECTION A-A: BULK WATER METER**



**PLAN VIEW: BULK WATER METER**

## CONFIDENCE IN CONCRETE



TECHNICAL DATA	
Mechanical Resistance	Vertical Strength 400kN
Approx Chamber Weight	4190KG
Approx Cover Weight	1140KG
Opening Size	(LN x WN) 1200mm, 1200mm Square
Watertightness	No Leakage of joint or unit at 30kPa
Durability	Adequate for normal serviceability conditions
Rev_05	

FEATURES	
Integrated Duct Openings	✓
Manufactured to the highest standards.	✓
Steel Reinforced	✓
Integrated Steps	✓
4 Integrated Lifting Sockets	✓
Integrated 80mm Pipe & Dismantling Joint	✓

All Products are manufactured in compliance with EN 1917:2002&AC:2008 Concrete Manholes and Inspection Chambers Un-Reinforced, Steel, Fibre, And Reinforced. Profiles, sizes, weights are given as an indication only. The manufacturer reserves the right to modify these at any time without notice.

Concrete Chambers Ireland Ltd T/A Creative Concrete

